

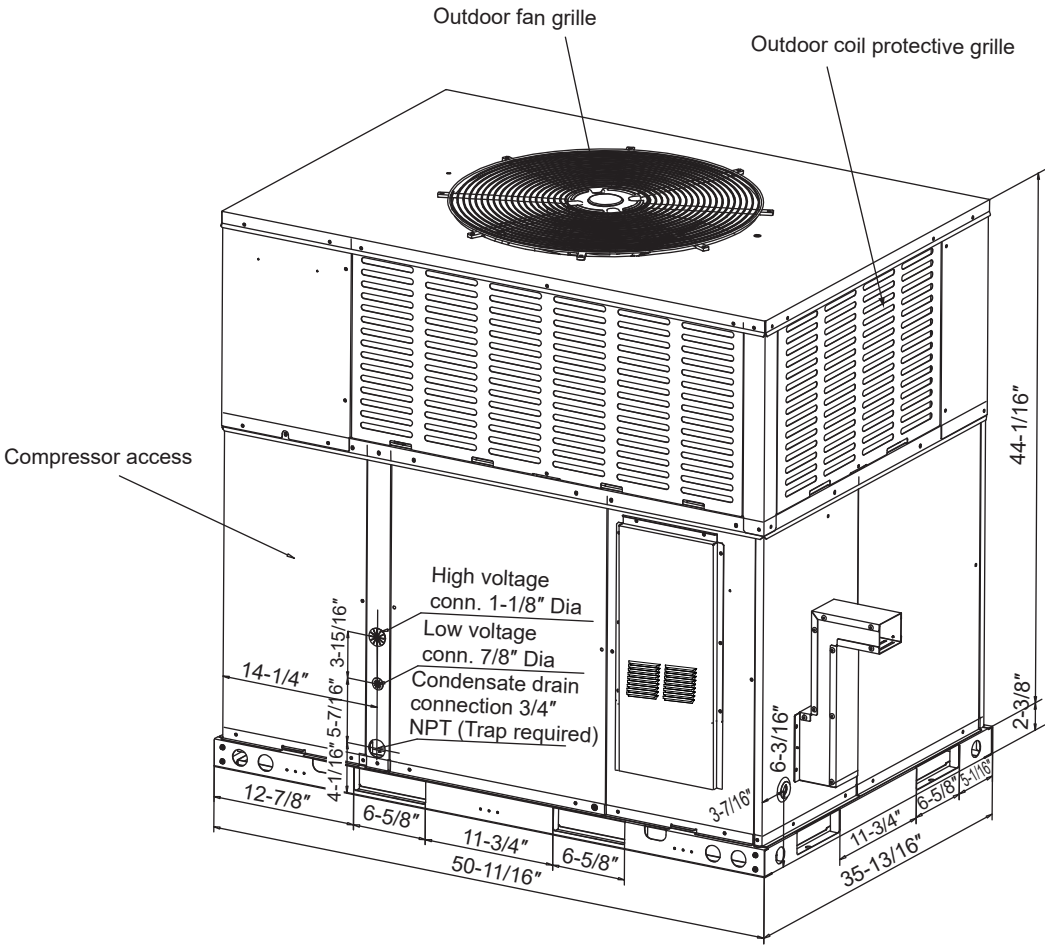


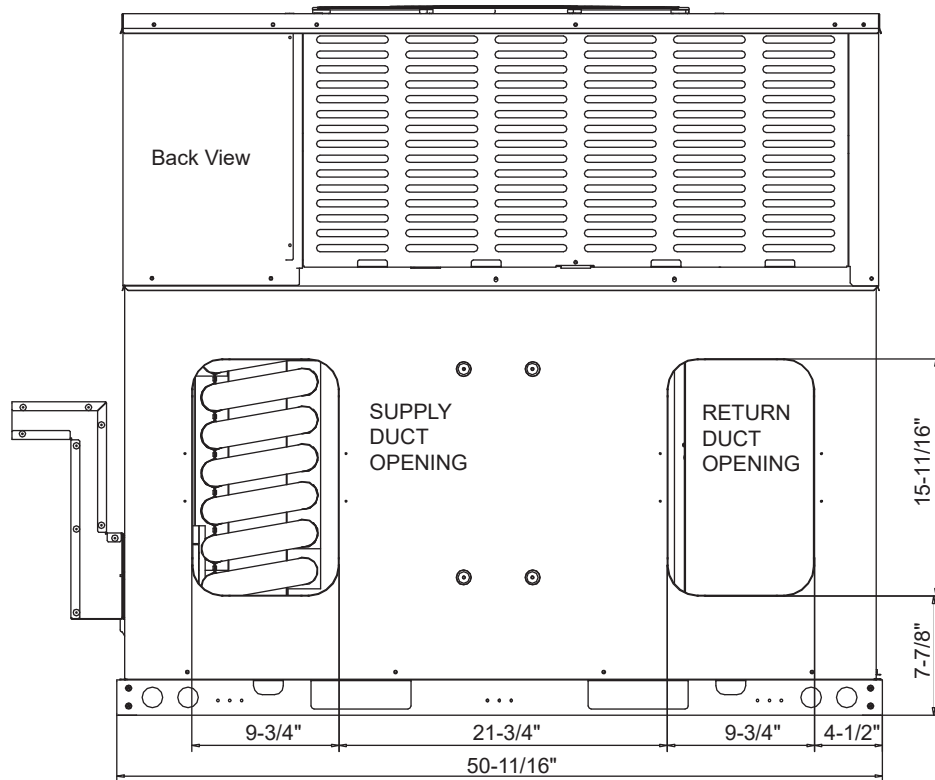
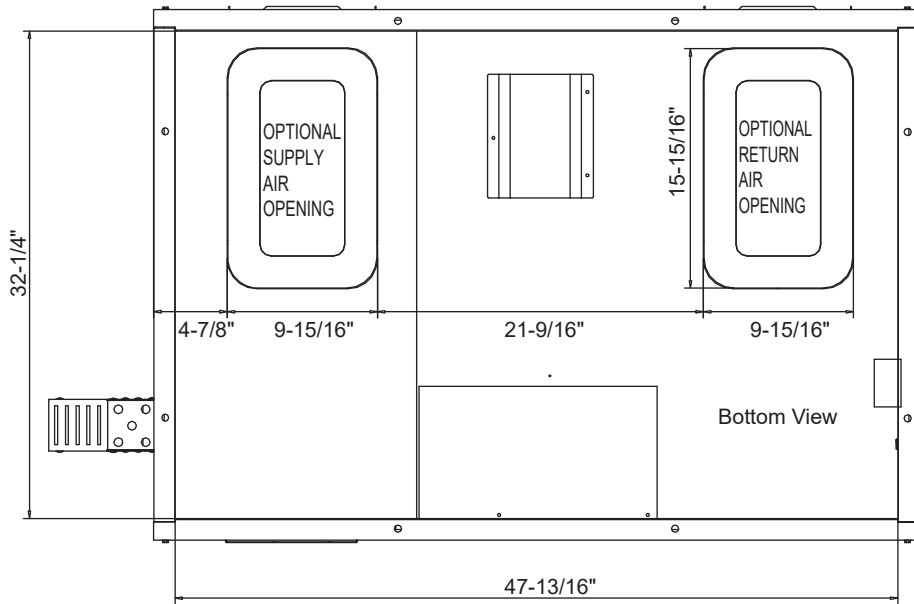
J4PG4036B1090AA

TAG: \_\_\_\_\_

# SUBMITTAL

3.0 Ton  
High-Efficiency Gas Package  
Unit J4PG4036B1090AA





**Dimensions Back and Bottom**

## PRODUCT SPECIFICATIONS

### Specifications

MODEL	J4PG4036B1090AA
POWER CONNS. - V/PH/HZ	208/230/1/60
RATED CURRENT	20.2
MAXIMUM OVER PROTECTOR	35
SOUND POWER LEVEL[dB(A)]	60
GAS HEATING PERFORMANCE	
HEATING INPUT (Btu)	90,000
HEATING OUTPUT (Btu)	72,000
TEMP. RISE RANGE (°F)	35-65
AFUE (%)	81
GAS CONNS. PIPE SIZE	1/2NPT
COMPRESSOR	
NO. USED- NO. SPEEDS	1-1
VOLTS/PH/HZ	208/230/1/60
R.L. AMPS- L.R. AMPS	14.0 - 72.0
CONDENSER FAN	
DIA. (IN.)	23.6
TYPE DRIVE- NO. SPEEDS	DIRECT - 1
MOTOR HP	1/6
MOTOR SPEED R.P.M.	825
VOLTS/PH/HZ	208/230/1/60
F.L. AMPS	0.94
CONDENSER COIL	
ROWS- F.P.I.	2 - 17
FACE AREA (SQ. FT.)	14.11
TUBE SIZE (IN.)	9/32

EVAPORATOR FAN	
DRIVE- NO. SPEEDS	DIRECT - 5
CFM VS. IN. WG.	See Fan Performance Table
MOTOR HP	1/2
MOTOR SPEED R.P.M.	1050
VOLTS/PH/HZ	208/230/1/60
F.L. AMPS	3.56
EVAPORATOR COIL	
ROWS- F.P.I.	4 - 17
FACE AREA (SQ. FT.)	3.96
TUBE SIZE (IN.)	9/32
REFRIGERANT CONTROL	ORIFICE
REFRIGERANT	
LBS. - R-410	6 LBS. - 10 OZ.
DIMENSIONS	
CRATED (IN.)	50-11/16X46-13/16X35-1/16
WEIGHT	
SHIPPING (LBS.)	484
NET (LBS.)	462

### Fan Performance Table

Model Number	Motor Speed	External Static Pressure-Inches W.C.[kPa]									
		0[0]	0.1[.02]	0.2[.05]	0.3[.07]	0.4[.10]	0.5[.12]	0.6[.15]	0.7[.17]	0.8[.20]	
36	Low (Tap1)	CFM	1050	903	/	/	/	/	/	/	/
		Current/A	1.2	1.2	/	/	/	/	/	/	/
		Power/W	129	135	/	/	/	/	/	/	/
	Middle-1 (Tap2)	CFM	1200	1059	988	927	/	/	/	/	/
		Current/A	1.6	1.6	1.7	1.7	/	/	/	/	/
		Power/W	200	206	212	220	/	/	/	/	/
	Middle-2 (Tap3)	CFM	1294	1233	1177	1109	1035	967	919	/	/
		Current/A	2.3	2.4	2.4	2.4	2.5	2.6	2.6	/	/
		Power/W	262	268	274	281	292	299	305	/	/
	Middle-3 (Tap4)	CFM	/	1350	1313	1240	1197	1106	1027	953	900
		Current/A	/	2.8	2.9	3.0	3.0	3.1	3.0	3.0	3.0
		Power/W	/	344	353	357	365	374	366	356	347
	High (Tap5)	CFM	/	/	/	1350	1338	1288	1217	1100	1050
		Current/A	/	/	/	3.7	3.8	3.8	3.9	3.5	3.1
		Power/W	/	/	/	465	468	478	481	436	400

# Features

---

- Single-stage gas (LP conversion kit provided with each unit) heating.
- Bottom or side air return.
- Aluminized steel tubular heat exchanger.
- Quiet multi-speed circulation blower.
- Direct spark ignition
- AHRI certified and ETL listed.
- Suitable for Manufactured/Mobile Home Use.



The manufacturer has a policy of continuous product and product data improvement and it reserves the right to change design and specification without notice.

**BX-PRQ-J4PG4036B1090A-1A**